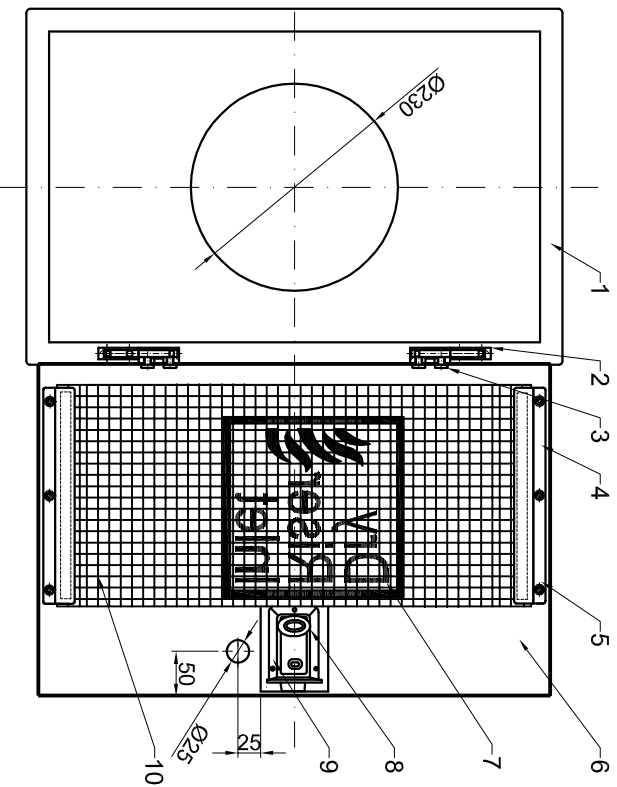
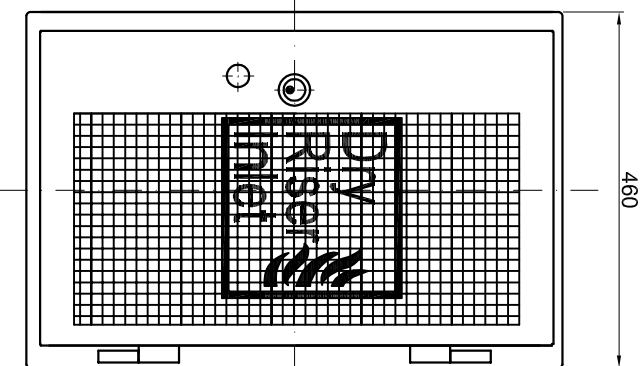


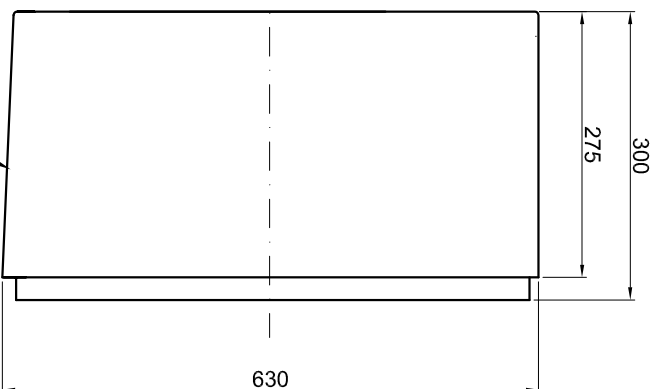
door opening status



door closing status



inclination at the bottom $\geq 5^\circ$



Technical Requirements:

- 1、 Hinge installation per drawing shown.
- 2、 In close status, door and frame shall be flush and the opening angle of door shall achieve 180 degrees.
- 3、 During urgent situation and no key to open the door, the wire glass can be broken and then open the door from inside by hand.
- 4、 The fire box of stainless steel surface with talcum powder cleaned without fingerprints?
- 5、 Pack up with a thin cardboard or foam sheet.

11	DLQ04-005A	packing carton	1	double corrugated carton				
10	DLX01-059-03	6mm wire glass	1	wire glass 553 × 305 × 6mm				
9	GB/T818-2000	M4 x 16 head screw	3	steel			bright zinc plate	
8	DLX02-037A	latch lock	1	assembly			key brass color	
7	DLX01-035-03-Y01	marking	1					

6	DLX01-059-02	door frame	1	sus304				
5	GB/T6182-2000	M10 hexagon locking nut	6	copper				Bright nickel plating
4	DLX02-039A	press plate	1	sus304				
3	DLX02-065	M8 cross recess head screw	8	steel				galvanize
2	DLX01-059-01	hinge	1	assembly				
1	DLX01-059-01	cabinet shell	1	sus304				
No.	Drawing No.	Name	Q'TY	Material	Weight	Remark		

side view

		SURFACE MOUNTED OUTLET CABINET STAINLESS STEEL (VERTICAL) (DIMENSIONS: H630MMXW460MMXDZ75MM)		Code No. HC025	
Zone	Revision note	Date	Signature	Assembly	
Drawn				W.T.	Kg
Checked	Approved			Scale 1:8	
Hydrotech					